


Recipe For Research Ingredient #1


What Questions Do I Have?



- What information does my teacher want me to find?
- What information do I want to learn?

Recipe For Research Ingredient #2

What Resources Can I Use?



- What resources will help me find information to answer my questions?

Recipe For Research Ingredient #3


Where Can I Find Resources?



- Where can I go to find the resources that I need?
- What Text Features will help me find information quickly?

Recipe For Research Ingredient #4

What Information Is Important?




- What notes can I write to answer my questions?
- Have I given credit for all the resources used (Works Cited)?

Rainbow colored steps to make the individual posters stand out!

Recipe For Research Ingredient #5


How Can I Organize My Notes?



- How can I make my information sound interesting?
- Have I revised and edited my final presentation?

Recipe For Research Ingredient #6

How Can I Improve For Next Time? (Evaluate Myself)



- How will I know if I have done my best quality work?
- How can I improve my research process for next time?

Recipe for Research Step #1



Recipe for Research Step #4



Recipe for Research Step #2



Recipe for Research Step #5



Recipe for Research Step #3




Recipe for Research Step #6



Recipe For Research Works Cited

Remember the ABC's



A = Author
B = Book Title
C = Copyright Date